CAMBRIDGE
International Education

Cambridge International AS & A Level

INFORMATION TECHNOLOGY **9626/04**

Paper 4 Advanced Practical **May/June 2026**

2 hours 30 minutes

You will need: Candidate source files (listed on page 2)

INSTRUCTIONS

- Carry out every instruction in each task.
- Save your work using the file names given in the task as and when instructed.
- You must **not** have access to either the internet or any email system during this examination.
- You must save your work in the correct file format as stated in the tasks. If work is saved in an incorrect file format, you will **not** receive marks for that task.

INFORMATION

- The total mark for this paper is 90.
- The number of marks for each question or part question is shown in brackets [ ].

This document has **12** pages. Any blank pages are indicated.

DC (SL/CT) 363238/3
© Cambridge University Press & Assessment 2026

[Turn over

You have been supplied with the following source files:

Atmosphere.png
Bang.png
CarbonAtom.png
ChemDeptScores.xlsx
ChemicalReaction.gif
Flame.png
HydrogenAtom.png
OxygenAtom.png
TIULogo.png

Create a folder called **Examination**
You must save all your work in this folder.
Copy these files into this folder.
Do **not** delete these source files when submitting your work.

You must use the most efficient methods to solve each task.
All work produced must be of a professional standard and contain your candidate details.

Task 1

(a) Create this document. The logo is provided in the file **TIULogo.png**

You will use this document to complete a mail merge in task **1(c)**.

Student ID:

Student name:

Year 3 Academic record.

Module	**Score %**	**Result** Credit/Pass/Fail
Spectroscopy and Molecular Structure		
Advanced Organic Synthesis		
Computational Chemistry		
Medicinal Chemistry		
Polymer Chemistry		

For any queries email: records@tiu.ac.tw

Save the document as **MergeDoc_**centre number_candidate number
For example, MergeDoc_ZZ999_9999

[5]

© Cambridge University Press & Assessment 2026

(b) You will need to identify the merge fields required for the mail merge data source.
Open and examine all the worksheets in **ChemDeptScores.xlsx**
The file contains the results of module tests for students on a 3-year course.
You will process the results for Year 3 only.

The scores are recorded as percentages, with the results awarded as Credit, Pass or Fail.

The thresholds for the results are:

Credit	70% and above
Pass	45% and above
Fail	Below 45%

Create the necessary data for the merge fields in new columns in the *Data* worksheet.
Hide all columns that are **not** needed for the mail merge.
Save your spreadsheet.

[10]

PapaCambridge · papacambridge.com 9626/04 Question Paper June 2026

(c) The document created in task **1(a)** will be edited to include: scores, results, and conditional text where appropriate.

The text in italics shows where conditional text must be placed.

Student ID:

Student name:

Year 3 Academic record.

Module	**Score %**	**Result** Credit/Pass/Fail	
Spectroscopy and Molecular Structure			*Module conditional text here*
Advanced Organic Synthesis			*Module conditional text here*
Computational Chemistry			*Module conditional text here*
Medicinal Chemistry			*Module conditional text here*
Polymer Chemistry			*Module conditional text here*

Closing conditional text here

For any queries email: records@tiu.ac.tw

Add additional columns to your data source to identify the conditional text needed.

For modules that have been failed, the conditional text must record whether the student must retake the module or must resit the test.

The rules for the module conditional text are:

- If a student fails the module test but scores more than 35%, the text must be:
  You must resit the test.
- If a student scores 35% or less, the text must be:
  You must retake the module.

Edit the document to include merge fields for:

- the Student ID
- the student's full name
- the module test scores
- the results
- the appropriate conditional text.

© Cambridge University Press & Assessment 2026

PapaCambridge · papacambridge.com

The rules for the closing conditional text are:

- If any of the modules have been failed, the text must be:
  Please contact your tutor, <merge field(s) for the tutor's full name>, to discuss your next steps.
- If any student has 3 or more credits, and did **not** fail any modules, the text must be:
  Congratulations on an excellent year's work.

Edit the document to include merge field(s) for the closing conditional text.

Save the document as **Y3MergeDoc_**centre number_candidate number
For example, Y3MergeDoc_ZZ999_9999

Example of a merged document:

Student ID: 2023014

Student name: Sofia Alexander

Year 3 Academic record.

Module	Score %	Result Credit/Pass/Fail	
Spectroscopy and Molecular Structure	70	Credit	
Advanced Organic Synthesis	40	Fail	*You must resit the test.*
Computational Chemistry	54	Pass	
Medicinal Chemistry	33	Fail	*You must retake the module.*
Polymer Chemistry	48	Pass	

Please contact your tutor, Iona Carr, to discuss your next steps.

For any queries email: records@tiu.ac.tw

[25]

(d) Perform the merge to create the documents for only the students with **Nova Bourd** as the tutor.

Save the documents as **NBO_Y3Results_**centre number_candidate number
For example, NBO_Y3Results_ZZ999_9999

[5]

PapaCambridge · papacambridge.com 9626/04 Question Paper June 2026

Task 2

(a) Create this vector image of a sphere.

The sphere must be coloured red (RGB 255,0,0) with light 'blooms' as shown and a slight darkening gradient to RGB 166,0,0

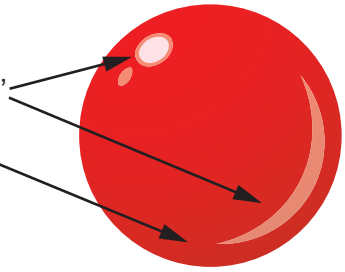

Save the image as a portable network graphic with the file name
Proton_centre number_candidate number
For example, Proton_ZZ999_9999

Recolour the image to RGB 67,57,255

Save the image as a portable network graphic with the file name
Neutron_centre number_candidate number
For example, Neutron_ZZ999_9999

Recolour the image to RGB 147,200,36
Reduce the image to half size.
Add the black rectangle as shown.

Save the image as a portable network graphic with the file name
Electron_centre number_candidate number
For example, Electron_ZZ999_9999

[11]

(b) Create this image with a dark green fill.

Save the image as a portable network graphic with the file name
Orbit_centre number_candidate number
For example, Orbit_ZZ999_9999

[4]

(c) Use your saved images to create an image like this.
The nucleus in the centre must contain 6 protons and 6 neutrons.

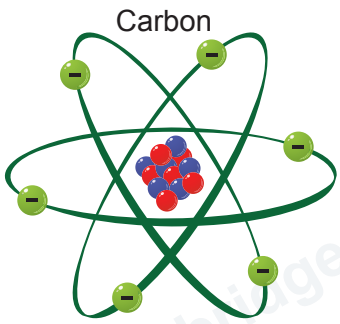

Save the image as a portable network graphic with the file name
CarbonStructure_centre number_candidate number
For example, CarbonStructure_ZZ999_9999

[10]

© Cambridge University Press & Assessment 2026

PapaCambridge · papacambridge.com

Turn over

© Cambridge University Press & Assessment 2026

PapaCambridge · papacambridge.com 9626/04 Question Paper June 2026

Task 3

Create this image to represent a ‘cloud’ of methane gas using **CarbonAtom.png** and **HydrogenAtom.png**
The ‘cloud’ must have a transparency of 50%.

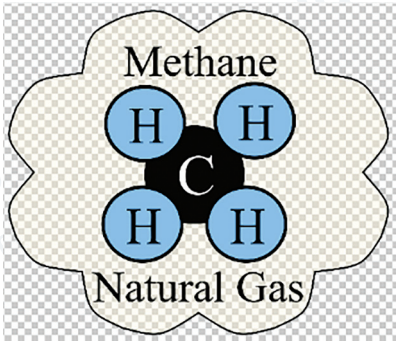

Save the image as a portable network graphic with the file name **Gas_**centre number_candidate number
For example, Gas_ZZ999_9999

Open **ChemicalReaction.gif** in a media player.
You are required to create a similar animation.

In an animation application set a frame size of 500 pixels by 500 pixels.
Use **Atmosphere.png** as the background.
Resize the image to fit the frame.

Create the animation using the images: **Flame.png**, **Bang.png**, **CarbonAtom.png**, **HydrogenAtom.png** and **OxygenAtom.png**

The animation must run as follows:

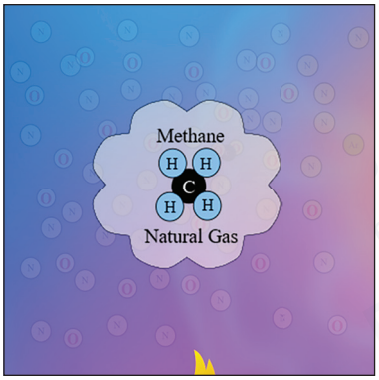 time: 1 second	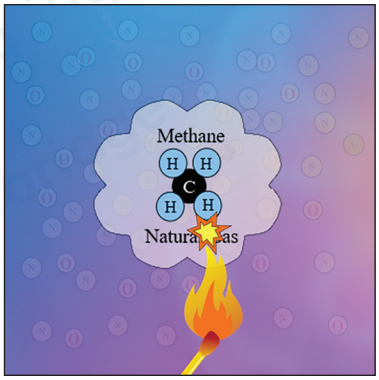 time: 2 seconds
Your gas image must have moved into the frame from the bottom-left corner and taken 1 second to reach the centre of the frame.	The flame image must have risen from the bottom of the frame and taken 1 second to reach the edge of the gas image. The bang image must then appear.
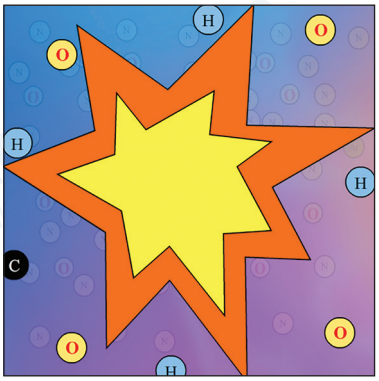 time: 2.5 seconds	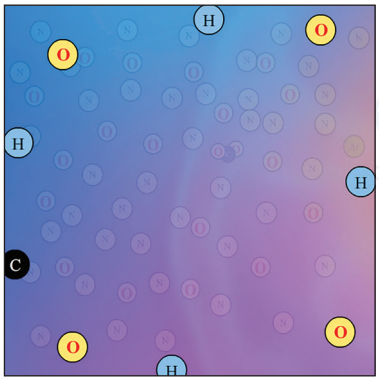 time: 3 seconds
The bang image must have taken half a second to grow and cover most of the frame. The individual atoms must have appeared.	The bang image must have disappeared.

© Cambridge University Press & Assessment 2026

PapaCambridge · papacambridge.com

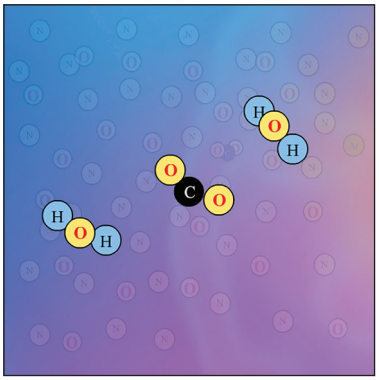 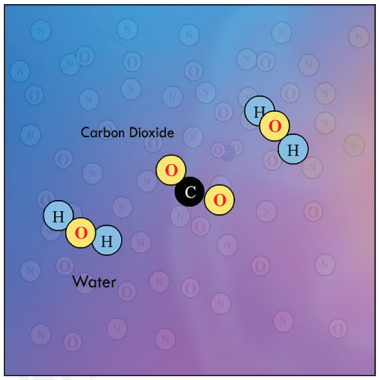 time: 5 seconds	
The atom images must take 2 seconds to move to the positions shown.	The text **Water** and **Carbon Dioxide** must then appear.
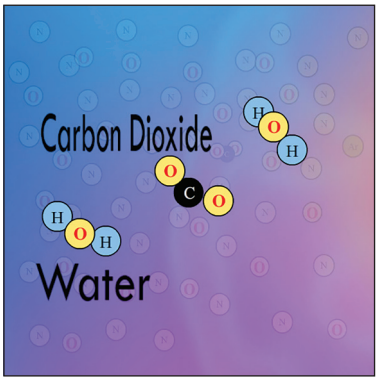 time: 6 seconds	 time: 8 seconds
The text must then take 1 second to grow to the size shown.	The animation must start again from the beginning.

Save your animation as an animated gif with the file name
Oxidation_centre number_candidate number
For example, Oxidation_ZZ999_9999

[20]

© Cambridge University Press & Assessment 2026

BLANK PAGE

© Cambridge University Press & Assessment 2026

PapaCambridge · papacambridge.com

BLANK PAGE

© Cambridge University Press & Assessment 2026

PapaCambridge · papacambridge.com

BLANK PAGE

Permission to reproduce items where third-party owned material protected by copyright is included has been sought and cleared where possible. Every reasonable effort has been made by the publisher (Cambridge University Press & Assessment) to trace copyright holders, but if any items requiring clearance have unwittingly been included, the publisher will be pleased to make amends at the earliest possible opportunity.

To avoid the issue of disclosure of answer-related information to candidates, all copyright acknowledgements are reproduced online in our Copyright Acknowledgements Booklet. This is produced for each series of examinations and is freely available to download at www.cambridgeinternational.org after the live examination series.

Cambridge International Education is the name of our awarding body and a part of Cambridge University Press & Assessment, which is a department of the University of Cambridge.

© Cambridge University Press & Assessment 2026 9626/04/M/J/26